

# LA HOUGUE BIE

## *Visual story*



### WHEN YOU ARRIVE

There is a small parking area and a bike rack. The bus stops outside the main entrance.



### WHEN YOU COME IN

You can buy your ticket at the entrance. Next door you can watch a short film to introduce you to the site.

### TOILETS



Found in the building opposite the entrance.

### COIN HOARD EXHIBITION



There is no café but the ticket office sells tea/coffee, cold drinks and snacks.

This exhibition tells the story of the Celtic Coin Hoard discovered in 2012. There is a video about the hoard and the conservation work.


### GEOLOGY AND ARCHAEOLOGY MUSEUM



This is a quiet gallery where you can find out about Jersey's geology and archaeology.



There are children's books and bean bags where you can sit if you would like.



You can see this model Neanderthal man. We call him Barbu!

### PASSAGE GRAVE




You can enter the passage grave but be careful because the entrance is very low. When it's raining the entrance can also be wet.



Once you reach the end you can stand up inside. It is very dark with only a few small lights.

### CHAPEL

You can walk up the mound on the footpath to reach the Chapel at the top.



### NEOLITHIC LONGHOUSE




You will see the Neolithic Longhouse which is in the process of being built.

### GROUNDS



There are large areas of grass and picnic tables.

### SLAVE WORKER MEMORIAL



This bunker was built during the German Occupation. You walk down some steps as the memorial is located underground.

### SHOP



If you want you can buy something from the shop before you leave.